

2023 NSW O'pen Skiff Championships
25-26 March, 2023

SAILING INSTRUCTIONS

Organising Authority

Speers Point Amateur Sailing Club



in conjunction with


Australian O'pen Skiff Association Inc.



1 Sign on and Sign Off

- 1.1 Each competitor shall sign on as instructed at the competitors briefing.
- 1.2 Competitors shall sign off within 15 minutes of coming ashore.
- 1.3 Failing to sign on or off may result in a points penalty or DSQ score for all races, in that session, without a hearing. This changes rule 63, A4 and A5.
- 1.4 A boat retiring shall inform the race committee, umpires or a support boat as soon as possible and sign off as required above.


2 Signals Made Ashore

- 2.1 Will be displayed from the signal mast outside the SPASC.
- 2.2 Boats shall not go afloat whilst AP is displayed ashore. This is to ensure adequate support vessels are on water to assist boats.
- 2.3 When AP  is lowered ashore, the warning signal will be made not less than 30 minutes later. This changes race signals AP.

3 Notices to Competitors




- 3.1 Will be posted on the official notice board at the SPASC.
- 3.2 Competitor briefings will be held on the lawn outside the SPASC clubhouse.

4 Changes to the Sailing Instructions

Any change made ashore will be identified by the display of International Code Flag L  with 1 sound at least 15 minutes prior to any competitor briefing.

5 Schedule – Refer NoR 4

6 Class Flags

- 6.1 Gold Fleet – Gold flag with Open Skiff logo 
- Silver Fleet – Silver flag with Open Skiff logo 
- Green Fleet – Green flag with Open Skiff logo 
- 6.2 Any signal displayed above these flags applies to that fleet only.
- 6.3 A ribbon provided by AIOSA at registration must be attached to the clew of the mainsail for silver fleet.

7 Courses

- 7.1 Appendix 1 contains examples of the courses for gold and silver fleets.
- 7.2 The courses to be sailed will be signalled by a numeral board on the race committee vessel.

8 Start / Finish Line and Marks

- 8.1 The start and finish line is between an orange flag on the race committee vessel at the starboard end and a buoy flying code flag “O” at the port end. This changes RRS Race Signals.
- 8.2 Course marks are orange inflatable buoys and are rounding marks unless specified in Appendix 1.

- 9 Start Sequence** - amends RRS 26
Point score races will be started separately for each fleet.

3 minutes to start "Warning Signal"	 or  or   with one sound
2 minutes to start "Preparatory Signal"	  with one sound
1 minute to start	  with one sound
Start	 or  or   with one sound

10 Time Limits and Target Times

- 10.1 The target time for the first Gold fleet boat is 20 - 25 minutes
10.2 Failure to meet the target time will not be grounds for redress. This changes RRS 62.1(a). Boats failing to finish within 15 minutes of the first boat sailing the course and finishing may be scored as a finisher in their position at that time. Boats will be notified and directed accordingly.

11 Rules - refer NoR 1

- 11.1 The SI's shall take precedence over the NoR if there is any conflict. Changes rule 63.7

12 Advertising - refer NoR 2

13 Race Area - refer to NoR 7

14 Scoring - refer NoR 9

A number of novelty type races may be conducted which do not count to the overall point score.

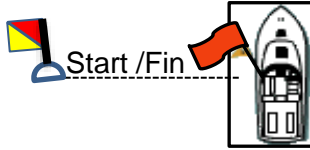
Appendix 1 – Courses

Start /Fin

Course 1	
	Start - 1 - 2 - 3P/3S - 2 - 3P - 4 - Finish
	Start - 2 - 3P - 4 - Finish
<p>All marks shall be rounded to port unless indicated with "S" to starboard. If only one gate mark is set, that mark shall be rounded to port.</p>	

Start /Fin

Course 2	
	Start - 1 - 3P/3S - 1 - Finish
	Start - 1 - 2 - 4S - Finish
<p>All marks shall be rounded to port unless indicated with "S" to starboard. If only one gate mark is set, that mark shall be rounded to port.</p>	



Course 3



Start - 1- 3P/3S - 1 - 3P/3S - 2 - Finish



Start - 2 - 3P/3S - 2- Finish

All marks shall be rounded to port unless indicated with (S) to starboard.
If only one gate mark is set, that mark shall be rounded to port.